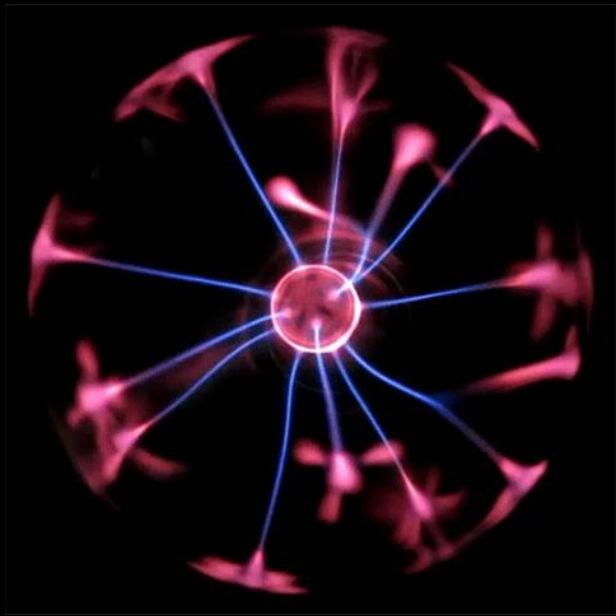



EXPECTATIONS, PROCEDURES, AND POLICIES



For Mrs. Jared's Science Students



The background of the slide is a dark grey, monochromatic collage of various mechanical gears and clock faces. The gears are of different sizes and are scattered across the frame, some overlapping. The clock faces are also of various sizes and styles, including some with Roman numerals and others with Arabic numerals. The overall effect is a complex, interconnected pattern of mechanical parts.

Classroom Expectations

You are expected to **LEARN** everyday!

Listen to instructions

CAUTION

**FOLLOW
INSTRUCTIONS!**



Enter and exit
prepared



The background of the image is a dark grey field filled with various mechanical gears and clock faces. The gears are of different sizes and are arranged in a complex, overlapping pattern. Several clock faces are visible, some with Roman numerals and others with Arabic numerals. The overall aesthetic is industrial and mechanical.

Always do your

BEST!

Work Hard
Do Your Best
Have Fun!

R

Respect yourself
and others



N

No Excuses!



Classroom Rules



Rule #1: Listen and Follow Directions Quickly

Rule #2: Raise your hand for permission to speak or leave your seat

Rule #4: Show respect for your classroom

Rule #5: Use kind and appropriate language

Rule #6: Treat others the way you want to be treated

Rule #7: Be the Best YOU, You can be!

Classroom policies

- 1. Students may sit where they would like but if that becomes a distraction from learning you will be moved, and I will make a seating chart.**
- 2. Phones must be in your backpacks turned off completely. (they can't be seen or heard) - If this begins to be a problem will have cubbies for our phones.**
- 3. No food or drink besides bottled water is allowed inside of my classroom. (Unless there is a medical reason for snacks)**
- 4. Gum is NOT allowed during Labs!**

Classroom Procedures





Entering the classroom

- ☺ You must enter class **QUIETLY**.
- ☺ Prepared to Learn
- ☺ You **START** Class not the Teacher

Moving to your seat and Opening Activity/Bell Ringer

- ☺ Walk to you seat and read the White Board for instructions – Opening Activity/Bell Ringer
- ☺ Take out your school supplies and begin working you have 5 minutes for your O.A/Bell Ringer.
- ☺ If you have a backpack, it should either go on the back of your chair or under the table so no one will trip over them

HANDING IN ALL YOUR WORK

IF YOU WANTED CREDIT,

**THEN YOU SHOULDA PUT YOUR
NAME ON IT!**

memegenerator.net

- ◇ Put your paper in the tray labeled with your class period in the Student Center.
- ◇ Make sure your name is on your paper before turning it in. 😊
- ◇ Make sure you get your make up work if you were absent!!!

Attention Getters

- ▶ Count down from 5 – when I get to 1 students will stop talking and pay attention to the teacher.
- ▶ Clap it quiet – students will repeat the clap pattern and pay attention to the teacher
- ▶ Attention Call backs:



Teacher Says:	Students respond:
All Set?	You Bet!
Mac and Cheese!	Everybody Freeze!
Ready to Rock?	Ready to Roll!
Class/Class Class	Yes/Yes Yes
We ARE	FAMILY!


Hand Signals



Blow your nose, raise your hand with a piece sign.



Use the Bathroom, hold up your hand with three fingers. Mrs. Jared will then let you know whether you can go to the bathroom at that time.



See the Nurse, If you need to see the nurse hold up 4 fingers and I will come to see you to see what is wrong.

Getting the teacher's attention – If a student needs to speak with Mrs. Jared, that student should raise their hand but not call out with their voice.

Movement in the classroom

Students must have Mrs. Jared's permission to get out of their seat at any time throughout the class period. (See Class Rules)

Pencils



- Pencils should be sharpened before class begins.
- If your pencil is dull and you need to sharpen your pencil during class, raise your pencil in the air. If Mrs. Jared gives you permission to sharpen your pencil, only then may you quietly walk to the pencil sharpener to do so.
- If you need a pencil, you may borrow one of mine during **SCIENCE CLASS ONLY!**



What to do when you finish class work early

If you have successfully completed your class work, check it over. After you have finished your work and checked it, you have three options:

- ❖ Sit silently and wait for further instructions.
- ❖ Take out your library (AR) book and read silently.
- ❖ Finish any work in other classes or work on your i-Ready lessons.

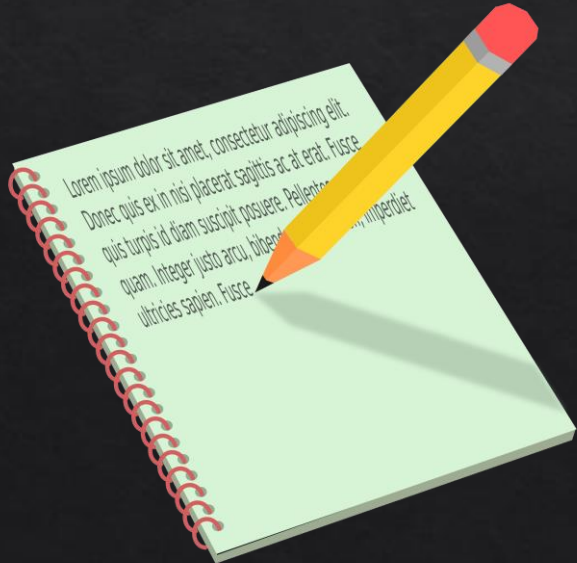


Late Work

Unless you are absent, points will be deducted from work that is late.

Students will write a note to their parents about the missing homework and have it signed.

It must be turned into the teacher the next day with the missing assignment.



Required supplies

- ✓ Come to class prepared with the proper supplies.
- ✓ The first item you need to bring is your pencils and spiral notebook.

Student Materials/Class Equipment

- Pencils are in the Student Center/For Science class **ONLY!**
- Colored pencils/crayons/markers/glue sticks/scissors are found in the Student Center. Return all borrowed items as soon as you have finished using them.
- Notebook paper can be found in the second drawer in the Student Center.
- Do not write on the tables in our room.
- **DO NOT** stick gum under the tables. (If I find gum under tables it will be banned)
- When equipment is passed out, leave it in the middle of the table until you have been instructed to use it.
- You **MUST** have permission to touch items in this classroom for your **SAFETY!!!**

Trash

- ❑ All garbage is to be kept at your desk until the end of class.
- ❑ At the end of class, take your trash as well as any scraps on the ground near your desk and place them in the trash can.

End of class dismissal

- ❖ Mrs. Jared, not the sound of the bell, will tell the class when it is time to get ready to leave.
- ❖ When Mrs. Jared says, “**Time to clean up,**” that means that all students should silently pack up their belongings and stand up next to their chair.
- ❖ When Mrs. Jared says, “**Have a wonderful day,**” then students may leave the classroom or talk with Mrs. Jared if they have questions.



Cheating policy/Visitor policy



- ❑ Cheating cheats you out of your own education.
- ❑ Cheating doesn't help you learn, and we are here to learn.
- ❑ The minimum punishment for cheating will be a zero on that assignment and a phone call home.
- ❑ Because we are a class with high goals, we will have more visitors in our classroom than normal.
- ❑ Do not be distracted by visitors, but instead, show them why we are the most successful science class.

FIRE/EARTHQUAKE/TORNADO/EMERGENCY

- ▶ For emergency drills and real emergencies, we will remain calm
- ▶ We have a saferoom in our classroom that we will practice using throughout the year
- ▶ In case of a fire, we will need to leave the building, we will walk to the appropriate place as one group
- ▶ As we walk together, students will not separate from the class group
- ▶ I will then take role to make sure everyone is present



Signing Out of Class

- To leave class at an unscheduled time, such as going to the nurse, office, or restroom, you must have Mrs. Jared's permission.
- If you have permission, sign out on the sign out sheet.
- Grab the appropriate pass to leave the room.

Classroom Library

- You must have permission from Mrs. Jared to go to the library.
- It will be a privilege to go to the library.
- Make sure the library stays neat and tidy!





Messaging System

5th Grade

6th Grade



Microsoft Teams




Science Class Consequences

Consequences for choosing to meet or exceed the expectations:

- ◆ The joy of learning
- ◆ Verbal praise
- ◆ Scientist of the Month Award



CONSEQUENCES FOR CHOOSING TO **NOT** MEET THE EXPECTATIONS:



◊ Warning!

- ◊ Visual or Verbal – Make Better Choices

◊ Recess Redirection:

- ◊ Student will miss recess time

◊ Think About it

- ◊ Reflection writing assignment


◊ Parent Contact

- ◊ Students fill out a parent contact form

◊ Office Visit

- ◊ Visit with the Principal

Thank you and Welcome to 6th Grade Science Class



You are expected to **LEARN** everyday!